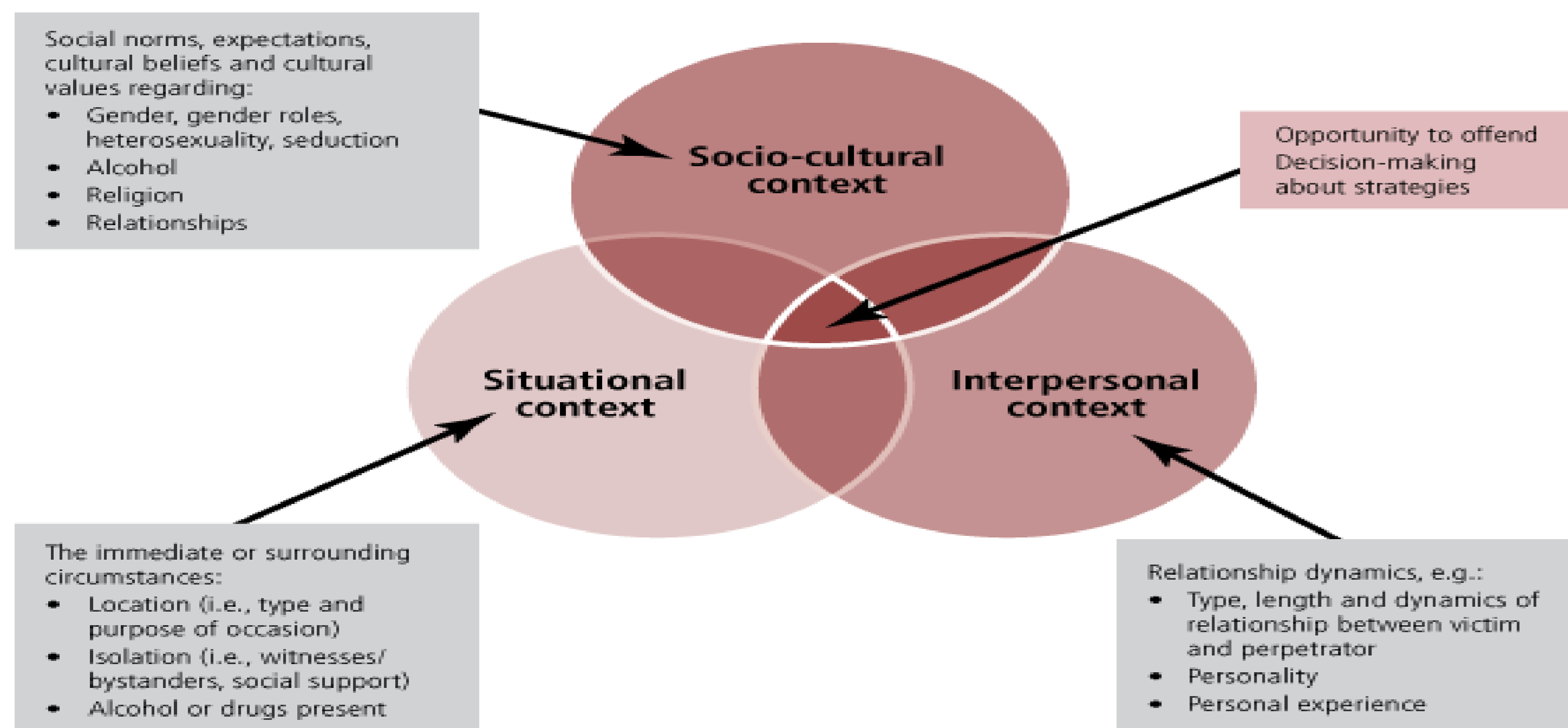


Abstract

With more than one million victims and associated expenses of almost \$127 billion each year, sexual violence (SV) is more costly than any other type of crime – including fatal crime and child abuse. Beyond these societal and interpersonal costs, the impact on the individual can be high, including increased rates of posttraumatic stress disorder (PTSD), physical health problems, and suicidal threats and attempts.



Because the vast majority of prevention focus has been on victims, there is a paucity of research – especially at the national level – of factors amenable to intervention and prevention efforts for perpetrators of SV. This is particularly true for perpetrators who fall outside of the assumed “profile,” including young as well as female perpetrators.

Growing up with Media (GuwM) is the first national longitudinal survey of youth designed to study the emergence of SV in adolescence. Data suggest that perpetration is not uncommon: 10.9% of males and 11.6% of females have perpetrated sexual assault, attempted rape, completed rape, and/or coercive sex at some point in their lives.

Compelling research suggests that sexual violence emerges in adolescence, yet little is known about how this behavior persists, escalates or desists over time. To begin examining this critical question, we use national, longitudinal data from the Growing up with Media study.

Objective

Objective #1: Describe the co-occurrence of six types of sexual violence perpetration in two age groups, 16-18 year olds and 19 years or older individuals.

Objective #3: Quantify the degree of stability and mobility in perpetration profiles across age periods using Latent Transition Analysis

Objective #2: Assess the degree to which profiles of co-occurrence and transitions differ by gender.

Methods

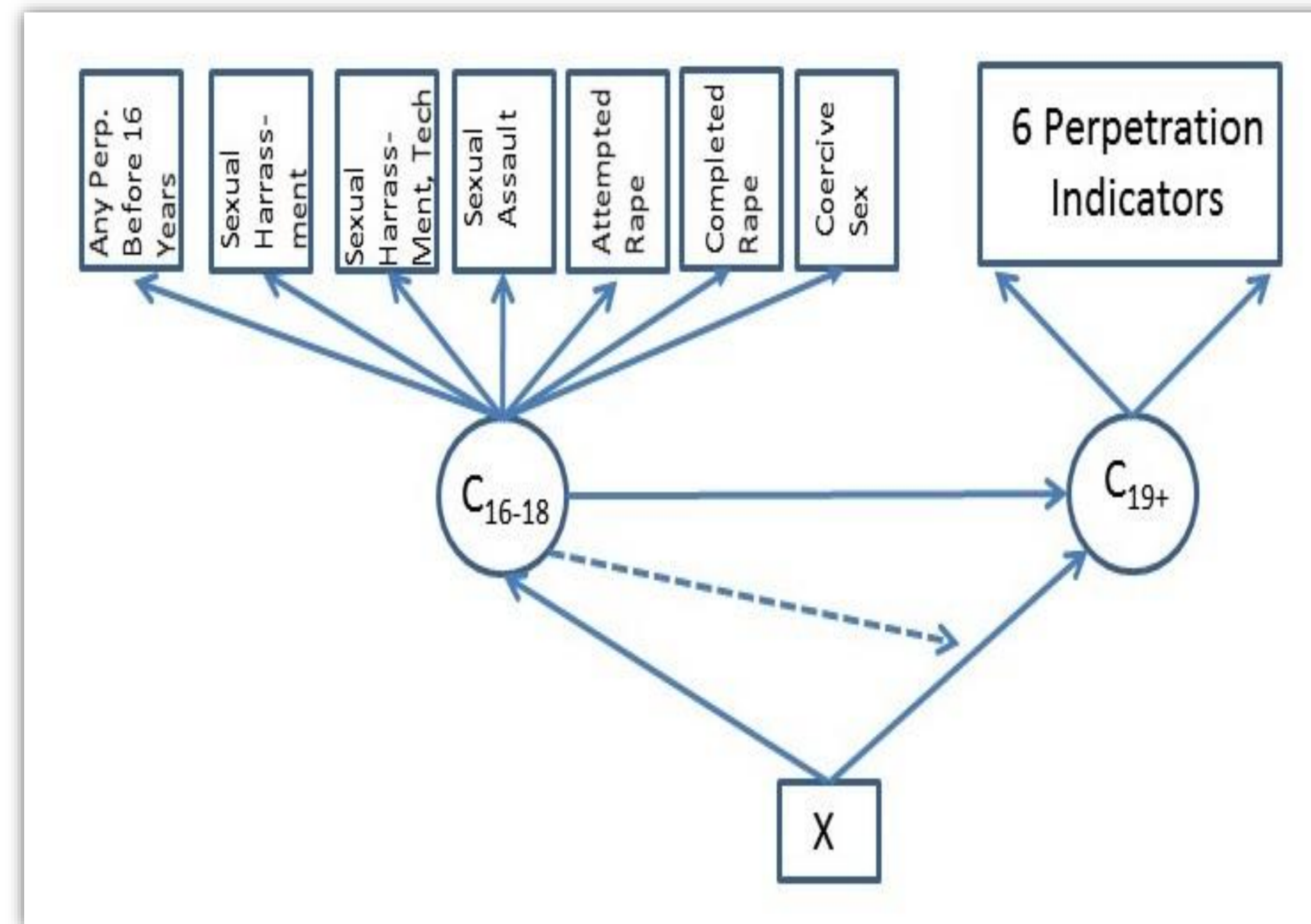
The sample consist of 1143 youth/young adults

- who participated in one of the three waves between 2010-2012
- Who provided a valid response to one of the perpetration questions
- Whose age could be determined
- Who provided a valid response about their sex.

We estimate age specific **Latent Class Models** to determine the number of profiles, their mix of perpetration types, and the profile prevalence. The class enumeration process is guided by appropriate fit indices for mixture models (i.e., BIC, SABIC, LRT p-value) as well as by considerations of parsimony and interpretability.

We estimate **Latent Transition Models** to characterize the degree of stability and mobility in perpetration profiles.

We use **Latent Class Regression** to assess profile and transition differences by sex.



Results

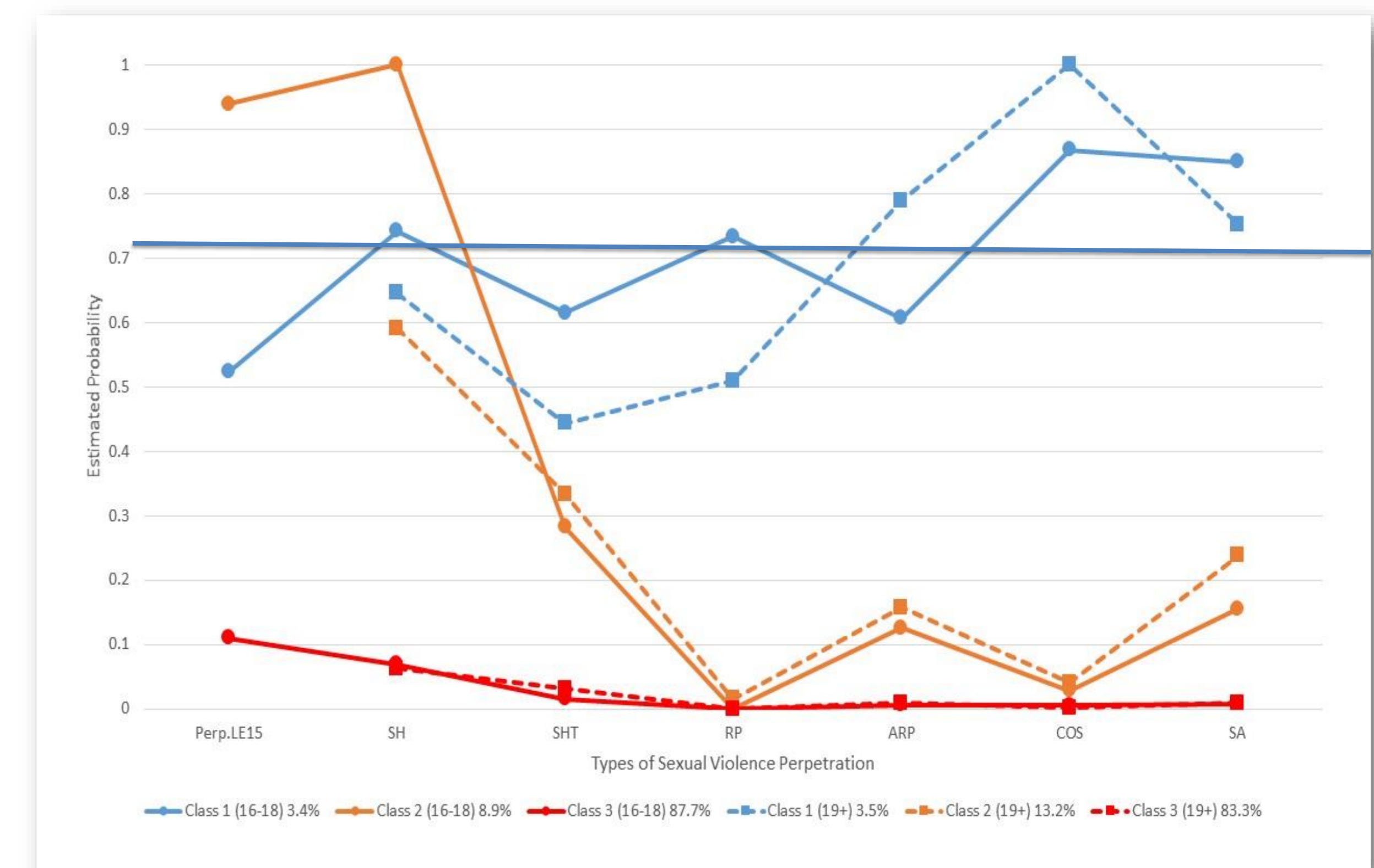
For both age groups a 3-class solution was supported by the data.

Profile 1 (16-18: 3.4%; 19+:3.5%) consists of individuals with a high probability to having engaged in sexual harassment (SH), rape (RP), coercive sex (COS), and sexual assault (SA).

Attempted rape, COS, and SA are more prominent in the older age group. More than 50% of individuals in this class also reported sexual violence perpetration at age 15 or younger.

Profile 2 (16-18: 8.9%; 19+ 13.2%) consists of individuals with a high probability to having engaged in sexual harassment, which is less pronounced in the older age group. More than 90% of individuals in this class also reported prior perpetration.

The majority of individuals (16-18: 87.7%; 19+: 83.3%) are characterized by the **third class** with low probabilities for any type of sexual violence perpetration.



Results, cont.

The only significant differences between males and females with respect to class membership was found for 16-18 years olds: Males were 3.8 times more likely than females to be in the high perpetration group (OR=3.787; 95% CI=1.478-8.344; p<.01). They were equally likely to be in the middle perpetration group however.

With respect to profile stability, no sex differences were found, i.e., males are similar to females to stay in the profile at age 19+, given the profile they were in at age 16-18.

With respect to desistance, no sex differences are apparent. For example, among 16-18 year olds in the high perpetration profile, 49.8% of females compared to 40.8% transition to a low perpetration profile at age 19+.

With respect to escalation, no sex differences are apparent, with the exception females in the SH profiles to transition more often in the high perpetration group compared to males (0.130 versus 0.099).

Transition		C2		
		High	SH	Low
C1	High	M: 0.240 F: 0.251	M: 0.352 F: 0.251	M: 0.408 F: 0.498
	SH	M: 0.099 F: 0.130	M: 0.795 F: 0.709	M: 0.106 F: 0.161
	Low	M: 0.019 F: 0.017	M: 0.084 F: 0.051	M: 0.897 F: 0.932

Conclusions

A substantial portion of youth (12-16%) engage in sexual violence perpetration during adolescence and young adulthood.

A majority of high perpetrating individuals tend to transition into less serious perpetration types and this pattern is similar for boys and girls. In conjunction with the portion of youth who escalate, adolescence appears to be a prime time for prevention.

The majority of youth who did not engage in perpetration continued to not being involved in this behavior, further emphasizing the importance of intervention.

References

- Conoscenti LM, McNally RJ. Health complaints in acknowledged and unacknowledged rape victims. *J Anxiety Disord.* 2006; 20(3):372-379. doi:10.1037/0021-843X.115.4.753
- Cortina LM, Kubiak S. Gender and posttraumatic stress: Sexual violence as an explanation for women's increased risk. *J Abnorm Psychol.* 2006; 115(4):753-759. doi:10.1037/0021-843X.115.4.753
- Miller TR, Cohen MA, Wiersema B. *Victim costs and consequences: A new look.* Washington, DC: U.S. Department of Justice, Office of Justice Programs, National Institute of Justice; 1996. <https://www.ncjrs.gov/pdffiles/victcost.pdf>
- Ybarra ML, Mitchell KJ. Prevalence rates of male and female sexual violence perpetrators in a national sample of adolescents. *JAMA Pediatr.* 2013; 167(12):1125-1134. doi:10.1001/jamapediatrics.2013.2629

The content is the sole responsibility of the authors and does not necessarily represent the official views of the National Institute of Mental Health, the Harvard Catalyst, Harvard University, or the National Institutes of Health.